



COMPREHENSIVE LONG RANGE FACILITIES PLAN

APS FORWARD 2040: RESHAPING THE FUTURE OF EDUCATION

ATLANTA PUBLIC SCHOOLS

Refined Facilities Scenarios

DRAFT for 09/22/2025

Priorities of Actions

STILL SCENARIOS ONLY

NO FINAL DECISION HAS BEEN MADE

Operational Efficiency

Under Enrolled / Under Capacity Schools

- Elementary Schools with under 450 Enrollment and 500 Capacity
- Schools receiving students due to consolidation or boundary shifts receive high priority for condition improvements
- Increase Utilization and Reduction of Footprint

Program Enhancement

Create Opportunity for Student Growth with Program & Condition Improvements

- High School Investments for Under Enrolled High Schools
 - School of the Arts, Atlanta Career & College Academy / Accelerated Diploma
- Create opportunities to increase under-enrolled high school clusters and relieving over utilized high school clusters by creating District-Wide highly **desirable** choice Schools

Over-Utilized Facilities

Create Opportunity Capacity for Over-Utilized Facilities

- Short-Term Facility Additions that accommodate 5-year growth models
- Recommendation for Board Policy for Annual Boundary Review to address under and over utilized facilities

Summary

STILL SCENARIOS ONLY

NO FINAL DECISION HAS BEEN MADE

1. Deeper investment in city center and south as well as addressing maintenance and growth needs

1. New South Atlanta Elementary School
2. New Douglass Elementary School
3. Expansion of Smith Elementary on intermediate campus
4. New Young Middle school in Mays cluster
5. Midtown, Jackson (accommodates future growth)

2. Programming and option expansion with a focus on building and expanding strong models/programs (arts, workforce development expansion, single gender etc)

1. Atlanta College and Career Academy / Accelerated Diploma; expansion of STEAM to Medical Pathways at Booker T Washington High School
2. Atlanta School of the Arts & Early College at Carver High School
3. Investment in expansion of BEST and CSK single gender

3. Budget efficiency and better facility utilization

1. Reduces deferred maintenance by \$40 million and annual operational spend by at least \$12 million.
Increased facility district elementary utilization from 64% to 79%
 - 24 Facilities under 65% utilization to 11 Facilities under 65% utilization
 - Increases potential to utilize State reimbursable funding for facilities improvements
2. Reduction of 2 dual campuses in North Atlanta cluster (Smith and Jackson) while maintaining facilities for growth
3. No Action was explored and will not be a recommendation

Intro / Summary

Overview of FY26 Budget Timeline and Components

Revenue	FY2026	FY2027	FY2028	FY2029	FY2030	FY2031	Assumptions
Local	\$993.09	\$1,012.77	\$1,032.84	\$1,053.32	\$1,074.21	\$1,095.51	2% increase annually
State	\$257.08	\$266.52	\$276.29	\$286.38	\$296.82	\$307.61	Assumes some increase in overall QBE but offset by local fair share
Other	\$6.96	\$7.08	\$7.20	\$7.32	\$7.45	\$7.58	Erate, tuition, interest, etc.
Title Transfer	\$15.37	\$15.37	\$15.37	\$15.37	\$15.37	\$15.37	Held flat
Fund Balance	\$13.00	\$0.00	\$0.00	\$0.00	\$0.00	\$0.00	Restore fund balance
Grand Total	\$1,285.48	\$1,301.73	\$1,331.70	\$1,362.39	\$1,393.84	\$1,426.06	
		1.26%	2.30%	2.31%	2.31%	2.31%	
Expenditure	FY2026	FY2027	FY2028	FY2029	FY2030	FY2031	
Schools	\$640.27	\$674.75	\$711.12	\$749.47	\$789.93	\$830.80	Salaries up 5%, supplies up 4%, contracts up 6%
Charters	\$246.31	\$256.20	\$266.49	\$277.19	\$288.32	\$302.91	Assumes annual 4% increase based on revenue and trend
Partners	\$58.13	\$60.47	\$62.90	\$65.43	\$68.06	\$70.80	Assumes annual 4% increase based on revenue and trend
Central Office	\$241.57	\$264.37	\$276.55	\$279.86	\$283.67	\$297.53	Salaries up 5%, supplies up 4%, contracts up 6%, ERP completed by FY2028
Districtwide	\$66.54	\$67.70	\$68.92	\$70.21	\$71.55	\$35.96	6% increase in districtwide benefit rates, pension funded in FY2030
State Grants	\$10.10	\$10.66	\$11.27	\$11.91	\$12.59	\$13.33	Assumes gradual 3-5% increase
Utilities	\$22.57	\$22.57	\$22.57	\$22.57	\$22.57	\$22.57	Assumed held flat
Grand Total	\$1,285.48	\$1,356.72	\$1,419.81	\$1,476.64	\$1,536.70	\$1,573.89	
		5.54%	4.65%	4.00%	4.07%	2.42%	
Gap	\$0.00	-\$54.99	-\$88.12	-\$114.24	-\$142.86	-\$147.82	

Intro / Summary

How the District Got Here:

■ Salary and Benefits

- Salary and Benefits up 70%-90% in last 10 years

■ School size:

- If APS had schools with similar student populations as comparison districts, APS would have between 16 and 49 fewer schools.

■ Staffing ratios

- If APS staffed at ratios similar to other districts, APS would have between 997 and 2,422 fewer staff, and would save between \$120 million and \$293 million

■ Structures

- Central Office rebound after previous rounds of reductions; large reductions in FY26
- Charter System (School-based Budget Decisions)- inefficiencies in the nature of flexibility, loss of economies of scale in purchasing, requires additional supports, etc.
- Student Success Funding- a per pupil funding formula is optimized when there is sufficient enrollment to generate funds sufficient to operate the school. **Currently 67% of schools either receive a small school supplement or must be built outside of SSF**
- Programs, Initiatives, and Supports
- Potential duplication of services through outsourcing, contracts, and vendors

Intro / Summary

Other Drivers

	APS FY25	DeKalb FY25	Clayton FY24	Fayette FY23	Fulton FY25	Cobb FY25	Gwinnett FY25
Enrollment	49,502*	91,081	52,335	19,938	87,262	106,334	182,707
Number of Schools	87	131	70	25	106	112	141
ES	41	76	38	14	59	66	81
MS	9	19	15	6	19	26	29
HS	9	22	12	5	18	17	24
Charter	19	8	2		7		1
Partner	5	0					
Other	4	6	3		3	3	7
Average School Size Ratio	569	695	748	798	823	950	1,296
Number of schools at comparison district ratio	87	71	66	62	60	52	38
Fewer ES	-	-16	-21	-25	-27	-35	-49
*Based on Day 15 enrollment data							

- The primary driver of additional staff is the much lower number of students in each school as compared to other districts
- If APS had schools with similar student populations as comparison districts, APS would have between 16 and 49 fewer schools
- This comparison does not include schools with two campuses, 9th grade academies, or other satellite buildings that exacerbate the overhead, facility, and administrative costs.

Summary of Engagement to Date

- Framework survey – 3,780 responses
- Scenarios survey – more than 3,000 responses
- APS Let's Talk – 460 Messages
- 6 Task Force meetings
- 10 community meetings
- 6 virtual meetings
- 48,000 website views
- 21,000 website active users
- Principal Meetings
- GO Team Updates
- Board member updates



Booker T. Washington

High School Condition / Program Enhancements

Booker T. Washington HS




Programs

Remain a HS Cluster offering district-wide choice into select CTAE / ACCA courses offering Accelerated Diploma pathways; Expand STEAM Programming w/Medical Pathways

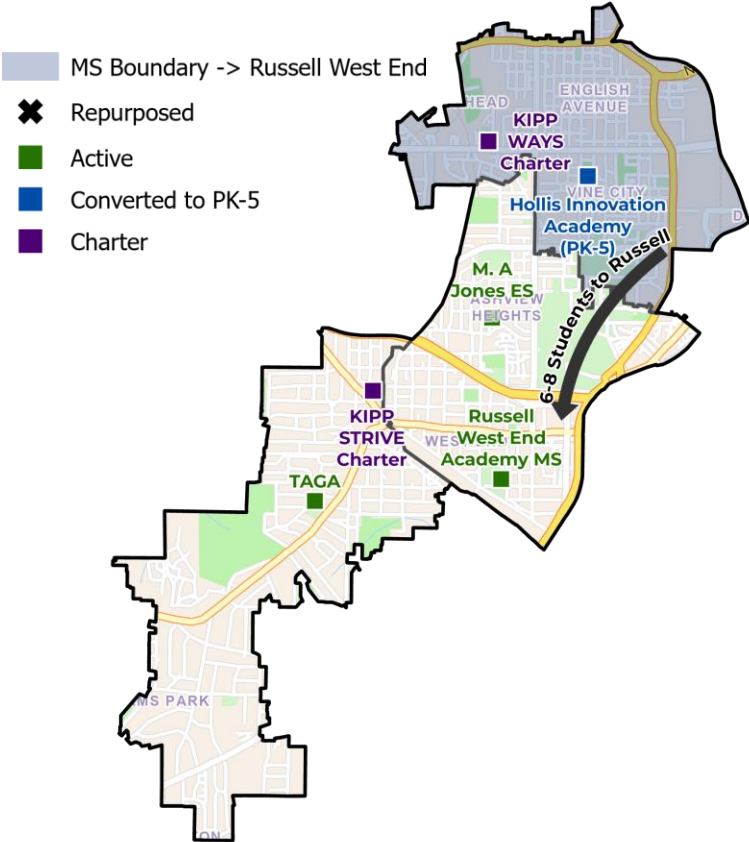
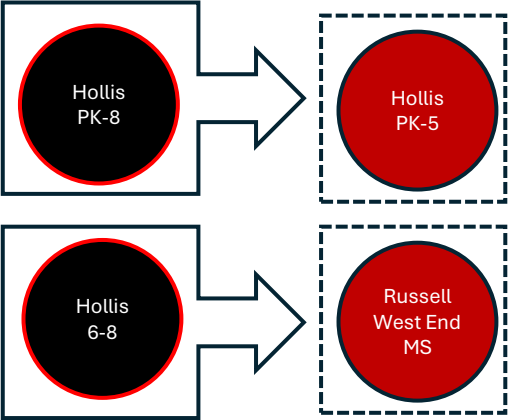

Facility

Facility Condition and Program Space Renovations
Estimated Cost: \$50 - \$75m (ESPLOST Dependent)


Boundary

Depending on recommendation for district-wide HS of the Arts at Carver HS, expansion of Washington cluster boundary with current Carver Cluster elementary schools

Washington – Refined Scenario



School(s)	Proposed Action	Resulting Capacity	2025-2026 Enrollment	2029-2030 Projected Live-In
M.A. Jones ES	Hollis to be converted to PK-5 6-8 Enrollment to Russell West End MS	725	438	661
Hollis Innovation Academy		1075	401	526
Tuskegee Airman Academy		750	424	497
Total		2550	1263	1684

Hollis Innovation Academy (6-8)	Hollis to be converted to PK-5 6-8 Enrollment to Russell West End MS	1050	218	736
Russell West End MS			330	

Facility	Facility Condition Improvements Hollis Innovation Academy Hollis Condition Improvements: \$10m (ESPLOST Dependent) *Consider pool improvement
Boundary	Accept portion of students from repurposed FL Stanton ES Hollis Boundary and M.A. Jones to PK-5 Boundary Russell West End MS to include Hollis 6-8
Re-Purpose	N/A
Operational Savings	N/A



CAMPUS ALERTS

RED - Full Lockdown
Lock doors, turn off lights, and stay in place.

YELLOW - Exterior Lockdown
Move everyone outside, lock up perimeter.

ORANGE - Interior Lockdown
Stay in place, lock doors, keep hallways clear.

PURPLE - Shelter in Place
Move to designated area and take cover.

CLEAR - Tornado Warning
Move to designated area, stand your head.

BLUE - Evacuate
Move to designated evacuation area.

GREEN - All Clear
Receiving normal protocol for managing campus.

©CENTEGIX

Carver Deeper Investment

Carver

Re-Imagine Carver High School – District-wide School of the Arts



Programs

2028 – 2029 Carver Early College Facility converts to District-wide School of the Arts / Early College HS

Upon end of Partnership (2030) - School of Arts expands to entire Carver campus

Explore locations for centralizing BEST/CSK with repurpose of facility in Carver/Washington/Jackson Clusters



Facility

Carver HS Facility Converted to Atlanta School of the Arts at Carver High

Condition & Program Renovations
Sylvan Hills MS / Price MS TBD

Estimated Cost: \$50 - \$90m
Potential relief for Jackson and Midtown Clusters



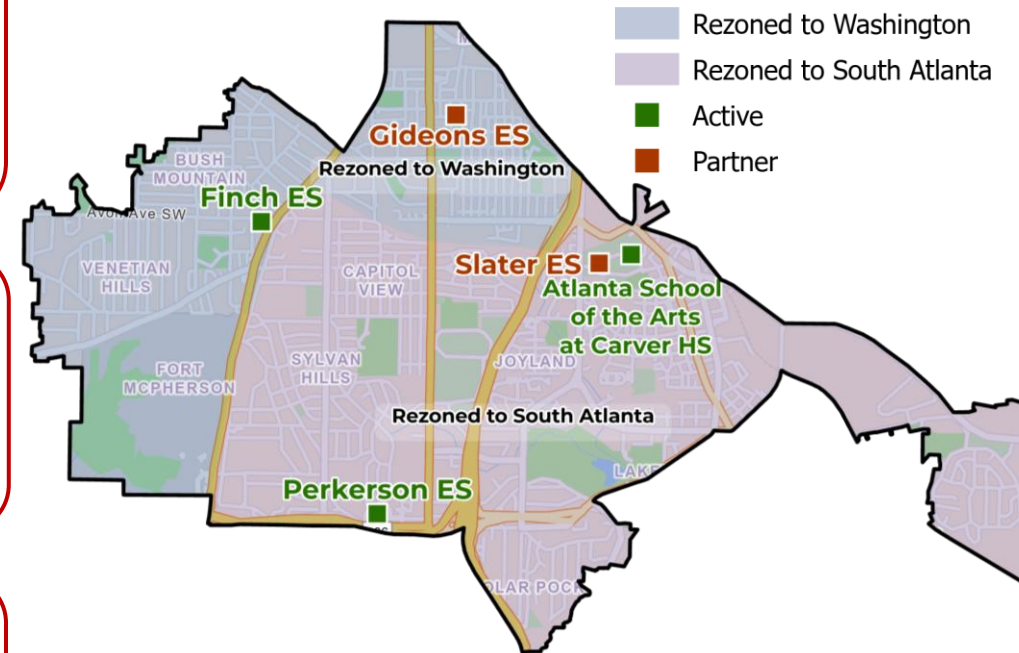
Boundary

Carver HS Attendance Areas Moved to South Atlanta and Washington Clusters

Finch and Gideons Elementary schools rezoned to the Washington Cluster

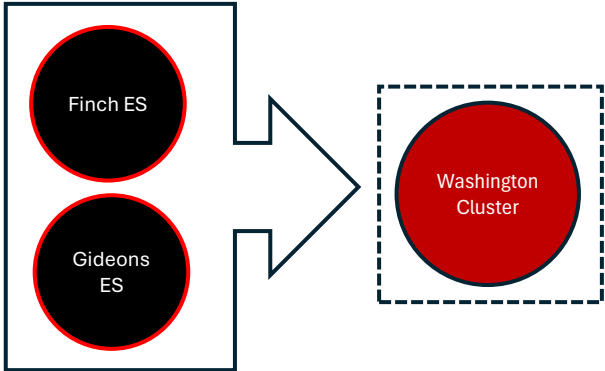
Perkerson and Slater Elementary Schools rezoned to South Atlanta Cluster

Increases enrollment potential for clusters



Carver Cluster

Washington Cluster Result



School(s)	Proposed Action	Resulting Capacity	2025-2026 Enrollment	2029-2030 Projected Live-In
Finch ES	Finch & Gideons ES move from Carver to Washington Cluster Hollis to be converted to PK-5 6-8 Enrollment to Russell West End MS	775	288	2301
Gideons ES		575	311	
M.A. Jones ES		725	438	
Hollis Innovation Academy		765	401	
Tuskegee Airman Academy		750	424	
Total		3590	1862	

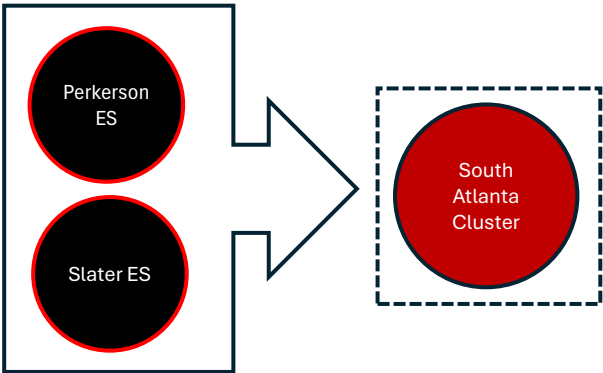
Hollis Innovation Academy (6-8)	Hollis to be converted to PK-5 6-8 Enrollment to Russell West End MS	1050	218	1053
Russell West End MS			330	
Sylvan Hills MS	Potential conversion to BEST/CSK Program 6th-8th grade students from Finch & Gideons attendance zones move to Russell West End MS		458	
Total*			1006	

*Sylvan Hills MS 2025-26 attendance includes Perkerson attendance zone which would move to South Atlanta cluster in this scenario

Washington HS	Accept high schools students from Finch & Gideons attendance areas	1675	786	1302
---------------	--	------	-----	------

Carver Cluster

South Atlanta Cluster Result

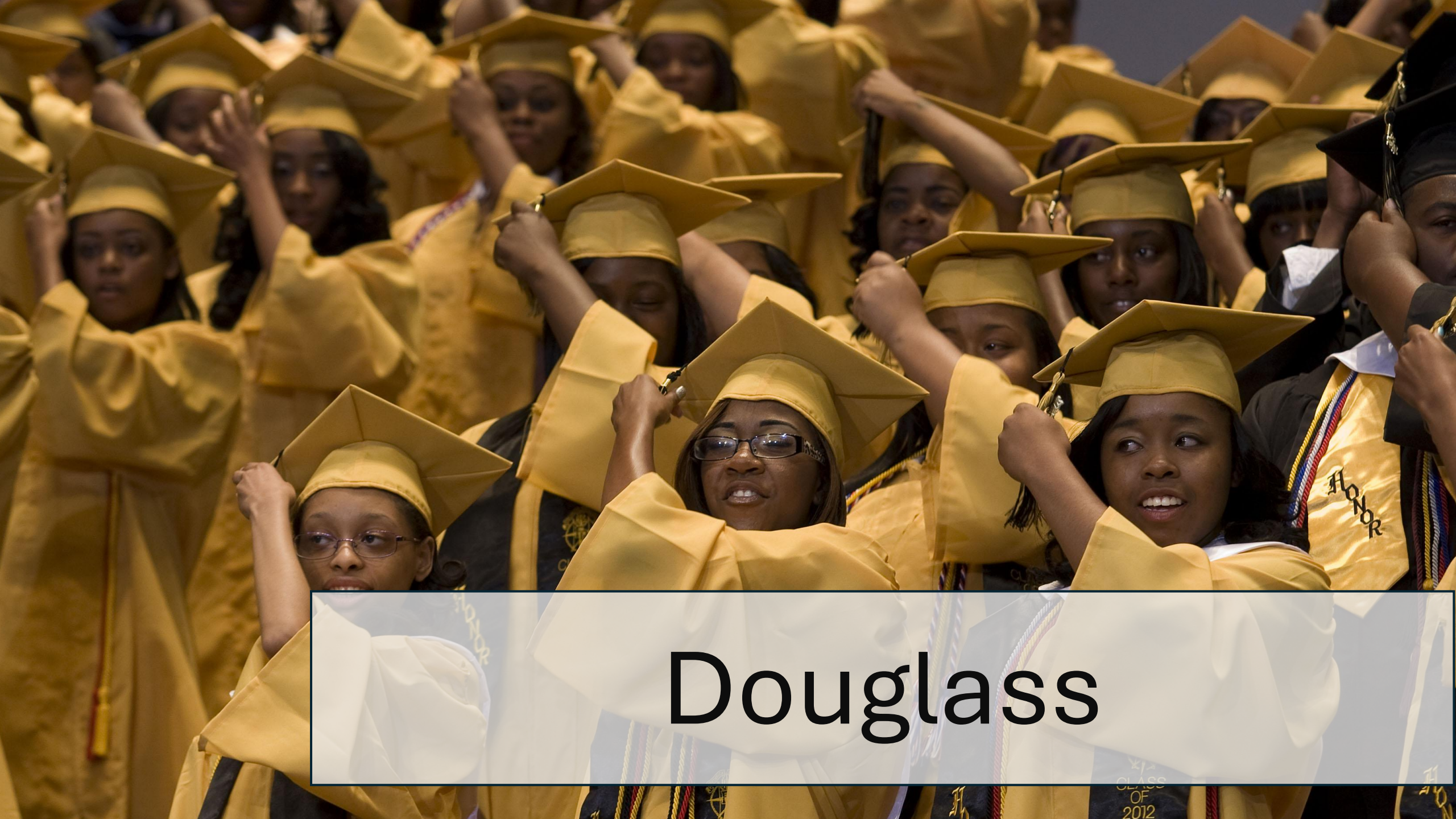


School(s)	Proposed Action	Resulting Capacity	2025-2026 Enrollment	2029-2030 Projected Live-In
Cleveland ES	Perkerson and Slater ES move from Carver to South Atlanta cluster.	900	224	2637
Dobbs ES		725	312	
Heritage Academy ES		675	332	
Humphries ES	Replace Cleveland ES on-site. Elementary boundary realignment within the cluster.	0	272	
Hutchinson ES		0	243	
Perkerson ES		575	337	
Slater ES		675	450	
Total		3550	2170	

Long MS	Price MS moves from Carver to South Atlanta Cluster.	1000	601	1357
Price MS		775	226	
Total*		1775	827	

*Total 2025-26 MS Enrollment does not include students in Perkerson zone attending Sylvan MS

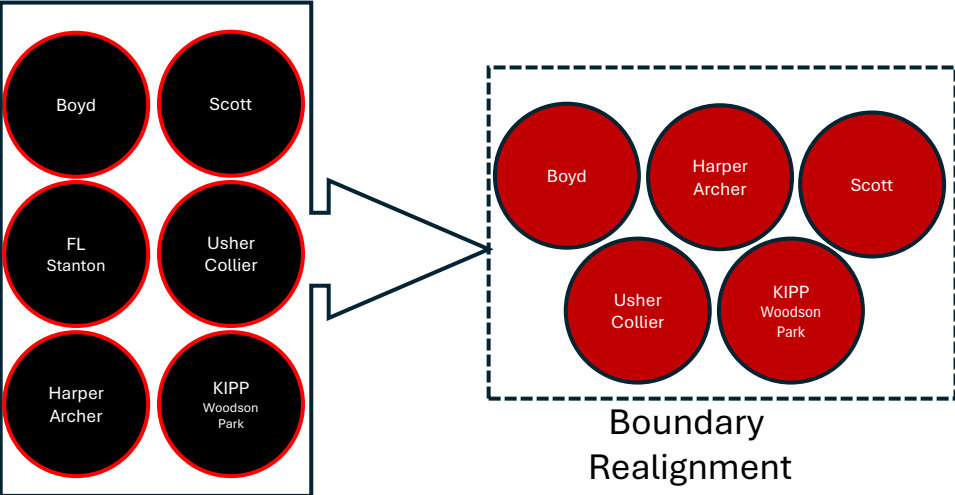
South Atlanta HS	Accept high schools students from Perkerson & Slater attendance areas	1625	930	1704
------------------	---	------	-----	------



Douglass

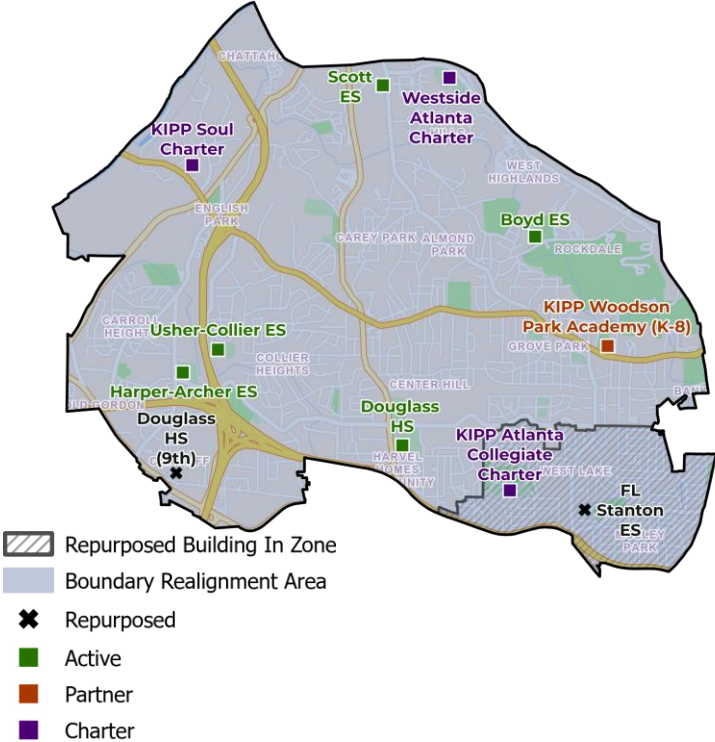
CLASS
OF
2012


Douglass - Refined Scenario



School(s)	Proposed Action	Resulting Capacity	2025-2026 Enrollment	2029 - 2030 Projected Live-In
Boyd ES	Repurpose FL Stanton Move portion of attendance zone to Washington Cluster Boundary realignment within the cluster	775	425	2947
FL Stanton ES		0	196	
Harper Archer ES		575	518	
Scott ES		575	294	
Usher Collier ES		725	344	
KIPP Woodson Park Academy (K-8)*		725	434	
Total		3375	2211	


*Indicates K-5 Capacity and Enrollment only






Facility

Repurpose FL Stanton




Boundary

Portion of FL Stanton attendance zone moves to Washington cluster
Elementary boundary realignment within the cluster



Re-Purpose

TBD
Potential Ideas: Professional Learning Space/Admin; Early Childhood

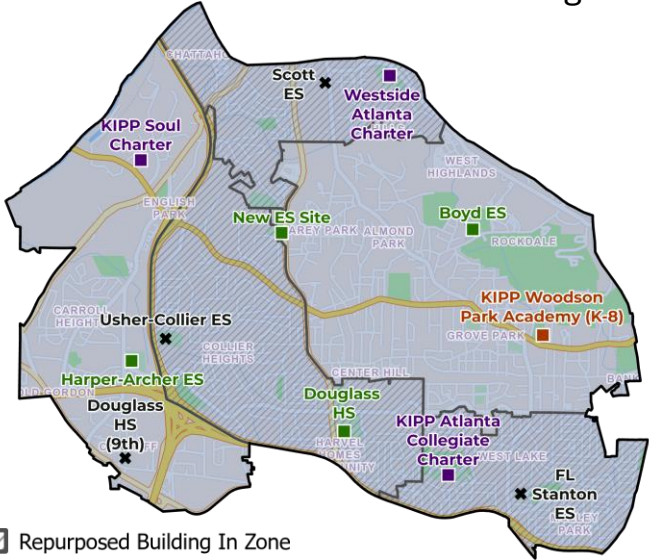
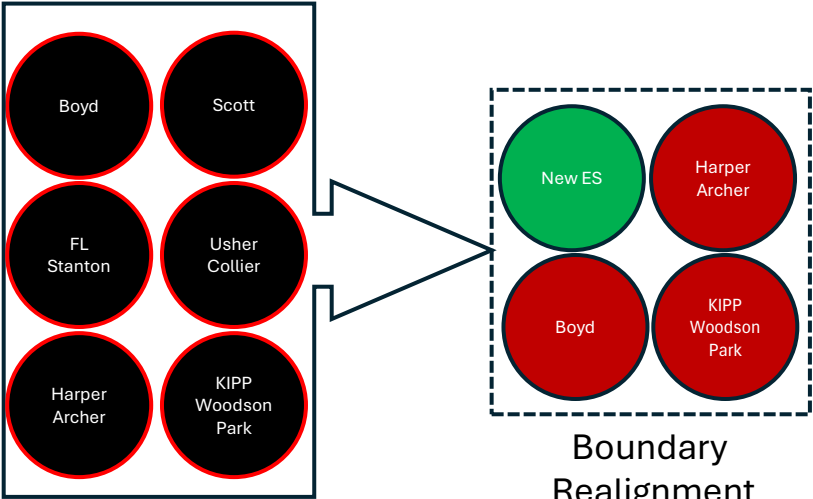


Operational Savings

Reduction of 1 ES Facility: @ \$1.5m to \$2m annually





Douglass - New Idea with Deeper Investment

ESPLOST DEPENDENT



School(s)	Proposed Action	Resulting Capacity	2025-2026 Enrollment	2029 - 2030 Projected Live-In
Boyd ES	Build New Elementary School / combine Wm. Scott ES and Usher Collier ES Combine Boundaries Repurpose FL Stanton Move portion of attendance zone to Washington Cluster Boundary realignment within the cluster	775	425	2947
FL Stanton ES		0	196	
Harper Archer ES		575	518	
Scott ES		0	294	
Usher Collier ES		0	344	
KIPP Woodson Park Academy (K-8)*		725	434	
New ES		700 - 900	0	
Total			2775 - 2975	

*Indicates K-5 Capacity and Enrollment only

 Facility	Build New ES on district owned site. Combine Scott ES and Usher Collier ES Estimated Cost: \$60 - \$70m (ESPLOST Dependent) Repurpose FL Stanton
 Boundary	Portion of FL Stanton attendance zone moves to Washington cluster Boundary realignment within the cluster Combine Scott ES and Usher Collier ES Boundary
 Re-Purpose	TBD Potential Ideas: Professional Learning Space/Admin; Early Childhood
 Operational Savings	Reduction of 2 ES Facilities: @ \$3m-\$4m annually

High School Condition / Program Enhancements

Douglass HS



Facility

Douglass 9th grade building repurposed and Douglass HS converts to a 9th-12th grade building.




Boundary

Boundary remains the same



Re-Purpose

Potential repurpose of Douglass 9th



Timeline

Fall 2026 – Coordination
Fall 2027 - Implementation



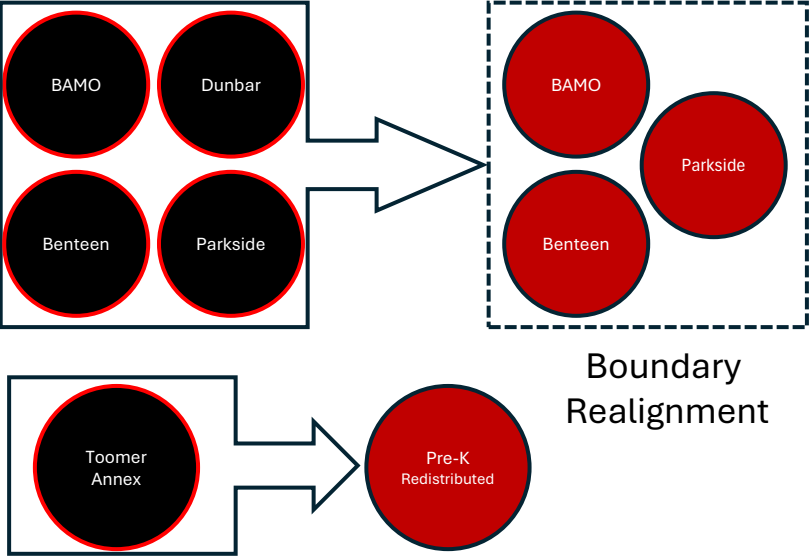
Cost Implications

Daily Transportation from Campuses savings

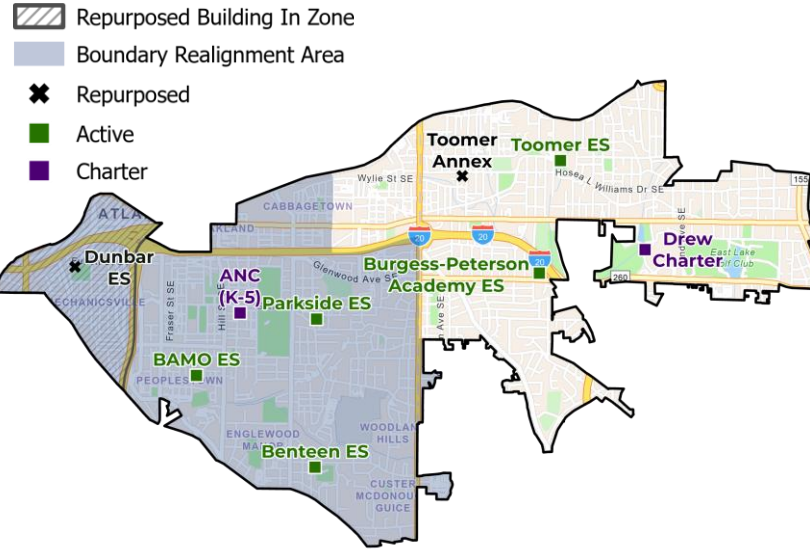


 Jackson

Jackson – Refined Scenario



School(s)	Proposed Action	Resulting Capacity	2025-2026 Enrollment	2029-2030 Projected Live-In
Benteen ES	Dunbar ES repurposed as Early Childhood Center Boundary Realignment between Benteen, BAMO, Dunbar and Parkside	550	342	1913
BAMO ES		550	321	
Dunbar ES		0	306	
Parkside ES		625	650	
Total		1725	1619	



Programs	Exceptional ED in BAMO Dunbar campus to become Early Childhood Center Toomer Annex repurposed and Pre-K classes redistributed
Facility	Dunbar renovations to accommodate Early Childhood Center
Boundary	BAMO, Benteen, Dunbar and Parkside boundary realignment
Re-Purpose	Toomer Annex repurposed - TBD Dunbar converted to Early Childhood Center
Operational Savings	N/A

High School Over-Utilized

Jackson HS





Programs

Continue current pathways



Facility

600 Capacity Addition / Parking
Estimated Cost: \$70 -\$90m (ESPLOST Dependent)



Boundary

Boundary remains the same
Future Growth beyond current addition capacity would require Cluster boundary change



Re-Purpose

N/A







Timeline

Fall 2026 - 2028 – Coordination, Boundary Planning, Facility Design, Construction
Fall 2029 - Implementation

Middle School Over-Utilized

King MS

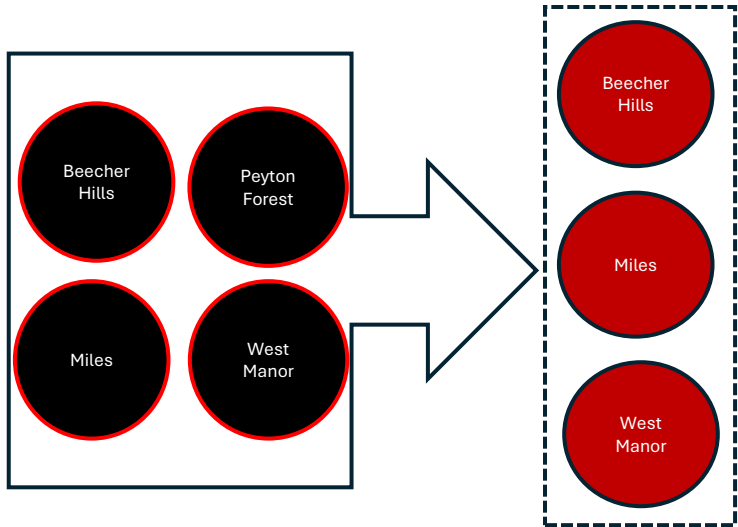


<div> Programs</div>	Continue current pathways
<div> Facility</div>	200 Capacity Addition Estimated Cost: \$20 - \$25m (ESPLOST Dependent)
<div> Boundary</div>	Boundary remains the same Future Growth beyond current addition capacity would require Cluster boundary change
<div> Re-Purpose</div>	N/A

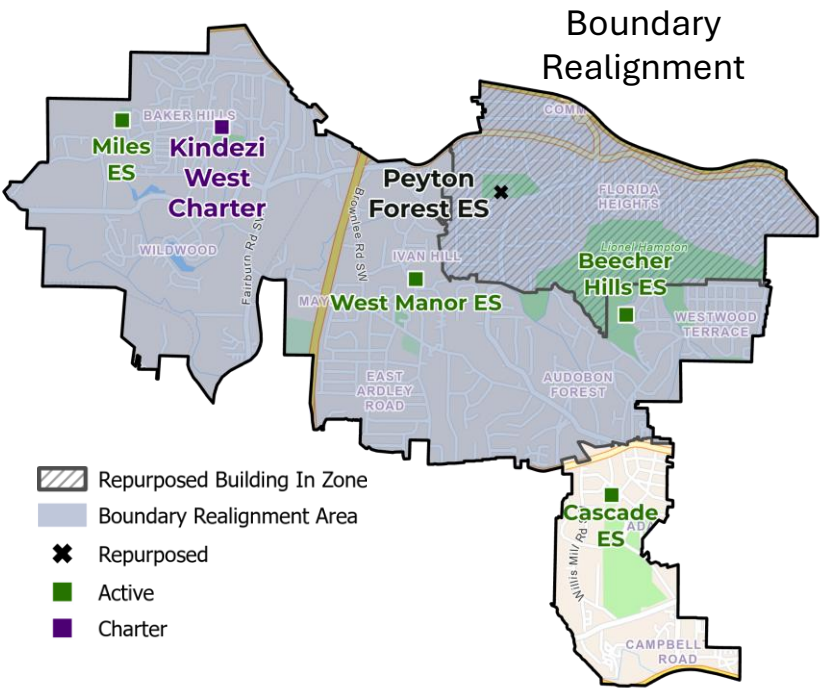



Mays

Mays – Refined Scenario




School(s)	Proposed Action	Resulting Capacity	2025-2026 Enrollment	2029 - 2030 Projected Live-In
Beecher Hills ES	Repurpose Peyton Forest ES. Elementary boundary realignment between Beecher Hills, Miles, Peyton Forest and West Manor.	425	282	1901
Cascade ES		450	278	
Miles ES		700	422	
Peyton Forest ES		0	277	
West Manor ES		350	239	
Total		1925	1498	






Facility

Repurpose Peyton Forest ES
Facility improvements to Beecher Hills ES




Boundary

Boundary realignment between Beecher Hills, Miles, Peyton Forest and West Manor



Re-Purpose

Peyton Forest ES – TBD
Potential Uses: Early Childhood Center

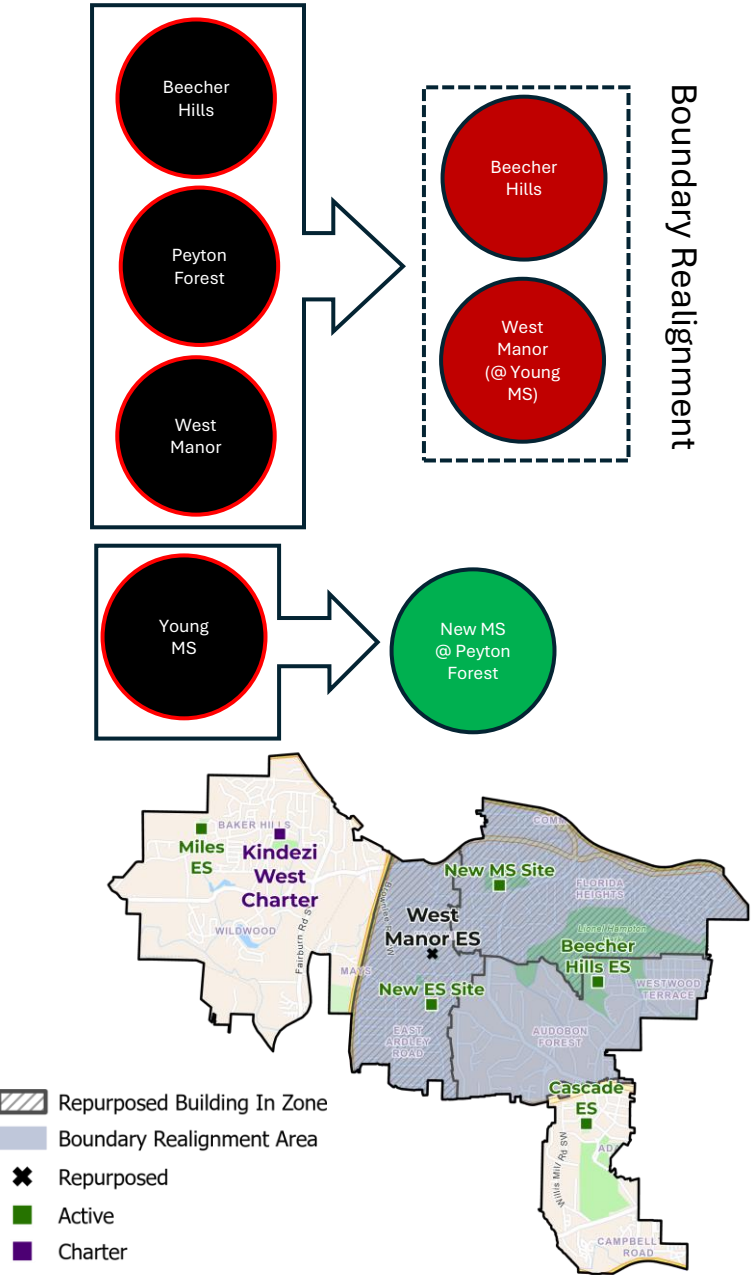


Operational Savings

Reduction of 1 ES Facility: @ \$1.5m-\$2m annually


Mays - New Idea with Deeper Investment

ESPLOST DEPENDENT




School(s)	Proposed Action	Resulting Capacity	2025-2026 Enrollment	2029 - 2030 Projected Live-In
Beecher Hills ES	West Manor ES moves to converted Young MS. Peyton Forest ES redistributed to Beecher Hills & West Manor (Young MS Facility). Construction of a New MS on the Peyton Forest ES site.	425	282	1901
Cascade ES		450	278	
Miles ES		700	422	
Peyton Forest ES		0	277	
West Manor ES		0	239	
Converted Young MS		900	-	
Total		2475	1498	


Young MS	Convert Young MS to West Manor ES. Construct a New MS on Peyton Forest site.	900	609	871
----------	--	-----	-----	-----


Facility


New MS Construction
Estimated Cost: \$80 - \$100m (ESPLOST Dependent)
Young MS Converted to West Manor ES


Boundary

Peyton Forest ES boundary realignment to Beecher Hills & West Manor (Young MS)


Re-Purpose

West Manor ES – TBD
Potential Uses: Early Childhood Center


Operational Savings

Reduction of 1 ES Facility: @ \$3m-\$4m annually







Midtown

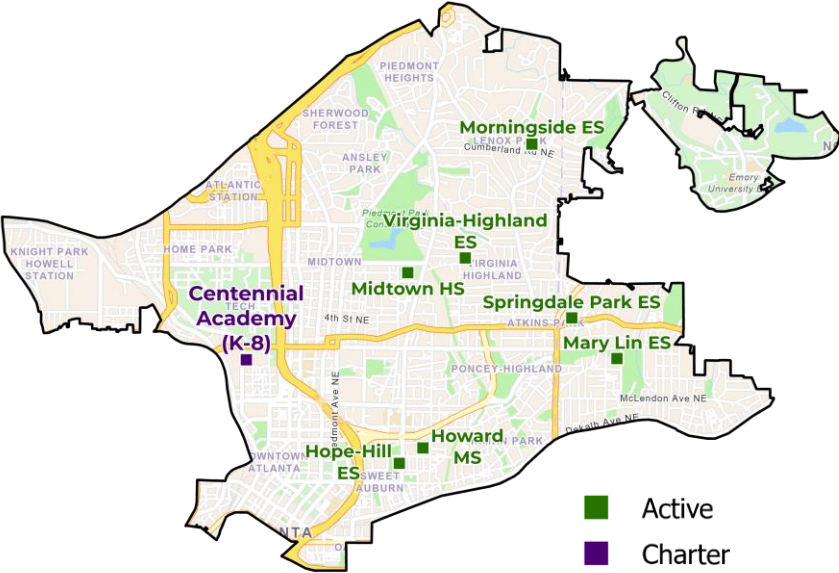
High School Over-Utilized

Midtown HS



 Programs
 Facility
 Boundary
 Re-Purpose

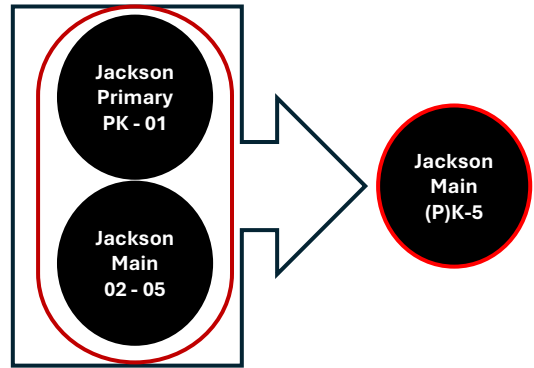
Continue current pathways
300 Capacity Addition / Parking Estimated Cost: \$35 - \$45m (ESPLOST Dependent)
Boundary remains the same Future Growth beyond current addition capacity would require Cluster boundary change
N/A



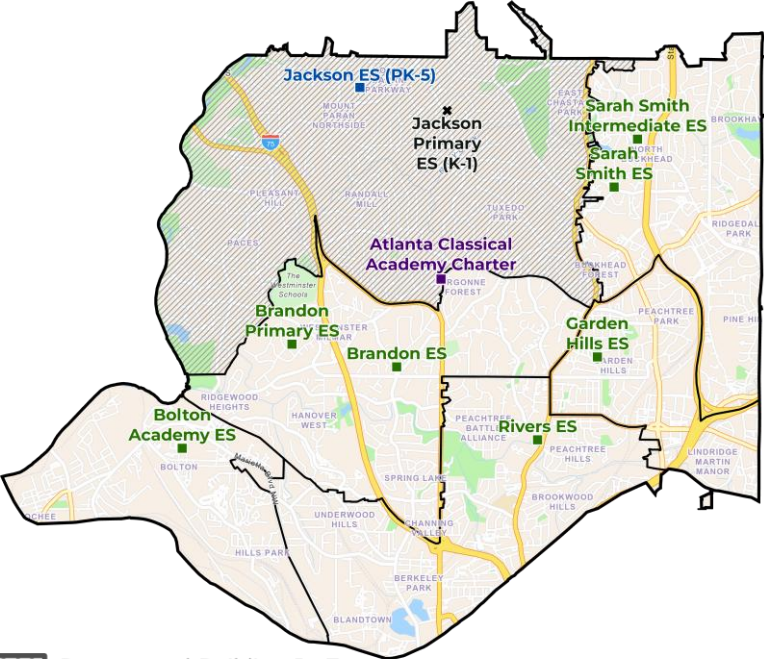


North Atlanta

North Atlanta (Jackson Primary & Jackson Main) – Refined Scenario



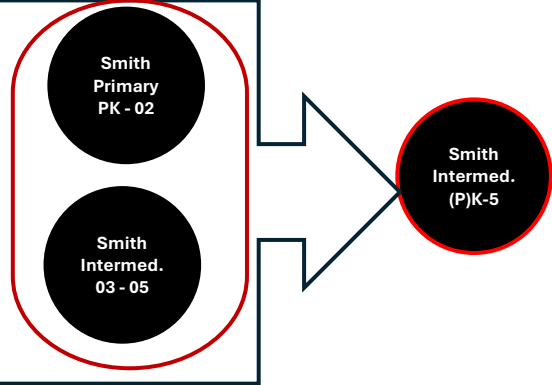
School(s)	Proposed Action	Resulting Capacity	2025-2026 Enrollment	2029 - 2030 Projected Live-In
Jackson Primary	Combine students PK-5 to Jackson Main Campus	650	210	527
Jackson Main			281	



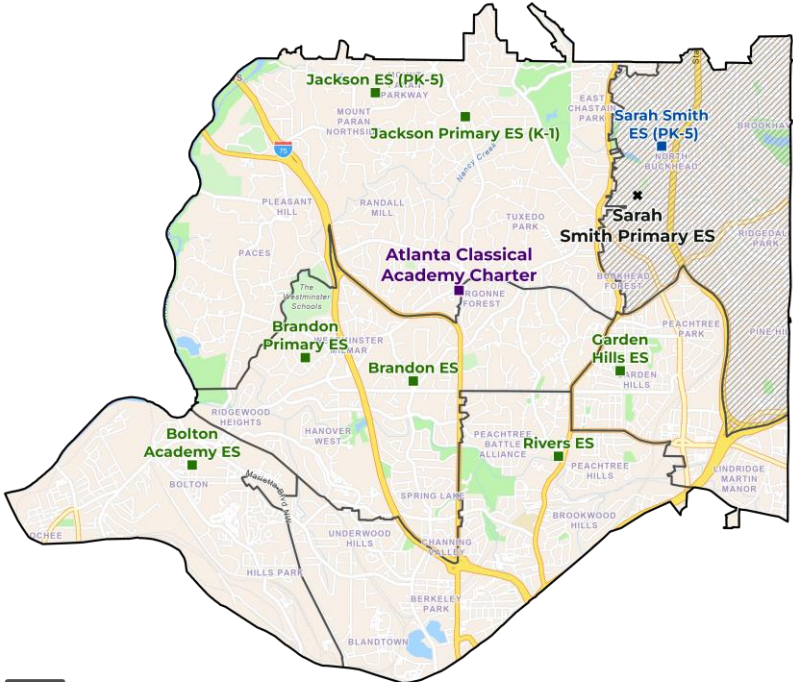
- Repurposed Building In Zone
- Repurposed
- Active
- Converted to PK-5
- Charter

Programs	Change from Dual Campus Model
Facility	Jackson Main converted to PK-5 building
Boundary	Jackson ES becomes a PK-5 Boundary (no boundary change)
Re-Purpose	TBD Potential Ideas: Professional Learning Space/Admin; Early Childhood
Operational Savings	Reduction of 1 ES Facility: @ \$1.5m to \$2m annually

North Atlanta (Sarah Smith Primary & Intermediate) – Refined Scenario



School(s)	Proposed Action	Resulting Capacity	2025-2026 Enrollment	2029 - 2030 Projected Live-In
Sarah Smith Primary	Combine students PK-5 to Smith Intermediate Campus. 300 seat addition to Smith Intermediate	900	440	841
Sarah Smith Intermediate			401	



Repurposed Building In Zone

Repurposed

Active

Converted to PK-5

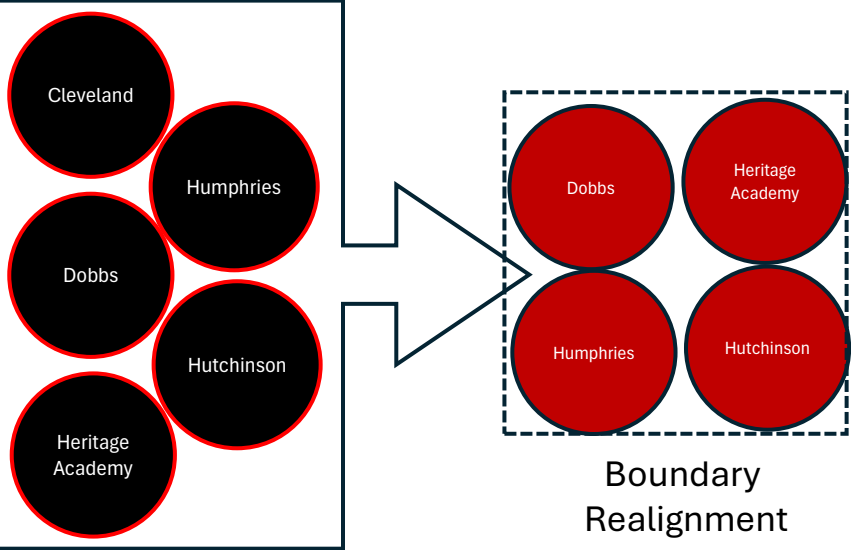
Charter

Programs	Change from Dual Campus Model
Facility	Smith Intermediate converted to PK-5 building with a 300-seat addition to increase capacity to 900. Estimated Cost: \$20 - \$30m (ESPLOST Dependent)
Boundary	Smith ES becomes a PK-5 boundary (no boundary change)
Re-Purpose	TBD Potential Ideas: Professional Learning Space/Admin; Early Childhood
Operational Savings	Reduction of 1 ES Facility: @ \$1.5m to \$2m annually

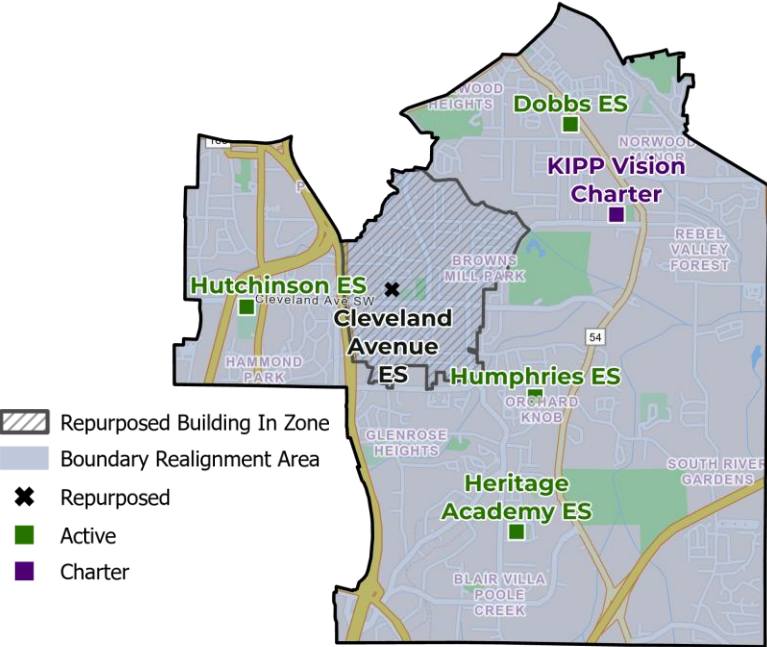






South Atlanta

South Atlanta – Refined Scenario



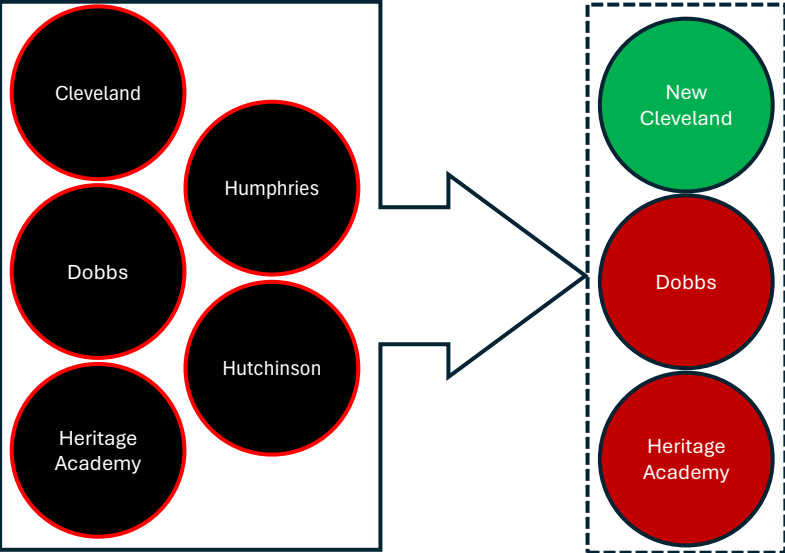
School(s)	Proposed Action	Resulting Capacity	2025-2026 Enrollment	2029-2030 Projected Live-In
Dobbs ES	Repurpose Cleveland ES. Elementary boundary realignment within the cluster.	725	312	1719
Heritage Academy ES		675	332	
Cleveland ES		0	224	
Humphries ES		450	272	
Hutchinson ES		575	243	
Total		2425	1383	



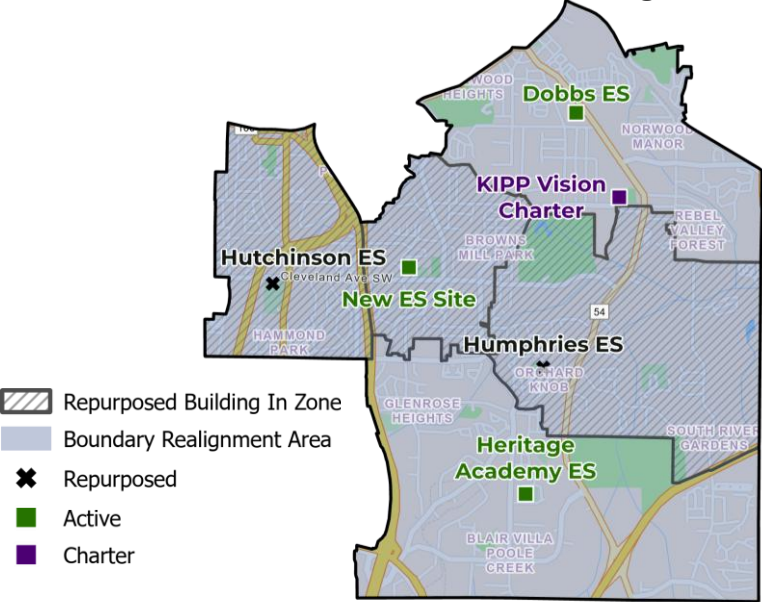
 Facility	Repurpose Cleveland ES Facility Improvements to Dobbs & Heritage Academy (ESPLOST Dependent)
 Boundary	Elementary boundary realignment within the cluster
 Re-Purpose	TBD Potential Ideas: Professional Learning Space/Admin; Early Childhood
 Operational Savings	Reduction of 1 ES Facility: @ \$1.5m-\$2m annually

South Atlanta - New Idea with Deeper Investment

ESPLOST DEPENDENT



Boundary
Realignment



School(s)	Proposed Action	Resulting Capacity	2025-2026 Enrollment	2029-2030 Projected Live-In
Cleveland ES	Replace Cleveland ES on-site. Repurpose Humphries ES and Hutchinson ES. Elementary boundary realignment within the cluster.	700 - 900	224	1719
Dobbs ES		725	312	
Heritage Academy ES		675	332	
Humphries ES		0	272	
Hutchinson ES		0	243	
Total		2100 - 2300	1383	



Facility

New Elementary School at existing Cleveland site
Estimated Cost: \$60 - \$70m (ESPLOST Dependent)
Facility Improvements to Dobbs & Heritage Academy (ESPLOST Dependent)



Boundary

Elementary boundary realignment within the cluster



Re-Purpose

TBD
Potential Ideas: Professional Learning Space/Admin; Early Childhood



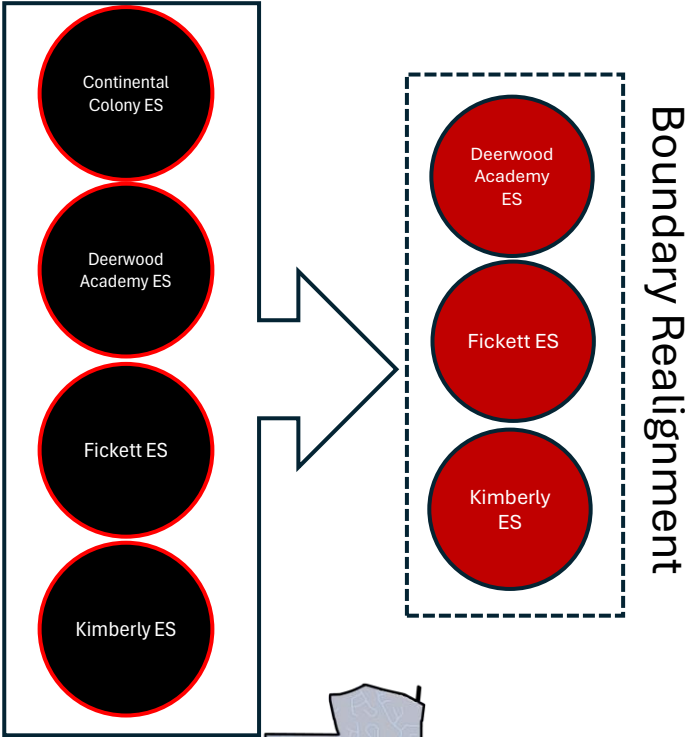
Operational Savings

Reduction of 2 ES Facilities: @ \$3m-\$4m annually (Operational)

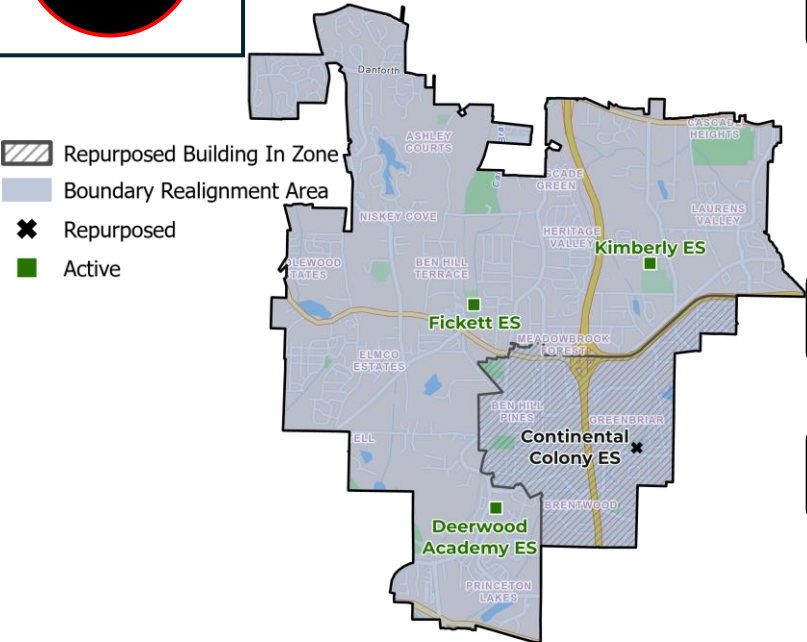



Therrell

Therrell – Refined Scenario




School(s)	Proposed Action	Resulting Capacity	2025-2026 Enrollment	2029 - 2030 Projected Live-In
Continental Colony ES	Repurpose Continental Colony ES. Elementary boundary realignment within the cluster	0	348	1773
Deerwood Academy ES		725	510	
Fickett ES		650	376	
Kimberly ES		500	288	
Total		1875	1522	





Facility


Repurpose Continental Colony
Facility Improvements to Deerwood Academy (ESPLOST Dependent)


Boundary

Elementary Boundary Realignment within Cluster


Re-Purpose

TBD
Potential Ideas: Professional Learning Space/Admin; Early Childhood


Operational Savings

Reduction of 1 ES Facility: @ \$1.5m-\$2m annually

APS HIGH SCHOOL SUMMARY OF SCENARIOS

High Schools	Proposed Action	Resulting Capacity	2024 -25 Live-In	2024 -25 Enrollment	2025-2026 Enrollment	2029 - 2030 Projected Live-In With Scenario
Benjamin E. Mays HS	No Action	1,875	1,467	1,338	1,263	1,311
Booker T. Washington HS	Renovation/Program Space Upgrades Expand ACCA/CTAE Accelerated Diploma STEAM expansion to Medical Pathways ES Boundaries from Carver Cluster added to the BTW Cluster When Carver becomes DW School of the Arts	1,675	1,036	856	786	1,302
D.M. Therrell HS	No Action	1,475	1,154	964	989	974
Frederick Douglass HS	Intergrate 9th Grade Center into 10-12 Facility	2,050	1,746	1,296	1,314	1,737
G.W. Carver EC HS	REIMAGINE CARVER INNOVATION CLUSTER 2028 – 2029 Carver Early College Facility converts to District-wide School of the Arts / Early College HS Carver Early College Facility Upon end of Partnership (2030) - School of Arts expands to entire Carver campus	1,000	1,150	520	520	-
G.W. Carver STEAM HS	Explore locations for centralizing BEST/CSK with repurpose of facility in Carver/Washington/Jackson Clusters ES Feeder Schools will be redistricted to Booker T. Washington & South Atlanta High School Clusters			560	560	
Maynard Jackson HS	+600 Capacity Addition Current Utilization is 110%	2,225	1,958	1,549	1,618	2,315
Midtown HS	+300 Capacity Addition Current Utilization is 104%	1,975	1,775	1,696	1,738	1,756
North Atlanta HS	No Action Current Utilization is 100%	2,375	2,460	2,368	2,382	2,382
South Atlanta HS	No Facility Action ES Boundaries from Carver Cluster added to S. Atlanta Cluster When Carver becomes DW School for Performing Arts	1,625	1,149	942	930	1,704
Total		16,275	13,895	12,089	12,100	13,481

Still have work to do:

ES Schools Capacity Under 500 or Enrollment Under 450	Capacity	Enrollment (preliminary 2025-26)
Beecher Hills*	425	282
West Manor*	350	239
Cascade ES	450	278
Dunbar ES	450	306
Kimberly ES*		288
Finch ES		288
Gideons ES		311
Dobbs ES		312
BAMO*	450	321
Heritage Academy*		332
Perkerson		337
Benteen ES*		342
Fickett ES		376
Miles ES		422
Hollis Academy *		401
M.A. Jones*		438
Tuskegee Airmen Global		424
Boyd ES		425
Hope-Hill ES		426
Springdale Park ES		444

*Potential Receiving School

ESTIMATED TIMELINES

Re-Purpose / Boundary Change / Consolidation

Timeline for Schools that will be Recommended for Repurpose / Consolidation

	Spring 2026	Fall 2026	Spring 2027	Fall 2027	Spring 2028	Fall 2028	Spring 2029	Fall 2029	Spring 2030	Fall 2030	Spring 2031	Fall 2031	Spring 2032	Fall 2032
EPSLOST Implications														
Community Based Meetings - Programs/Boundaries														
Re-Purpose Planning														
Implementation														

Potentially Impacted Schools	
F.L. Stanton ES	Sarah Smith Primary
Dunbar ES	Humphries ES
Toomer Annex	Hutchinson ES
Peyton Forest ES	Cleveland ES
Jackson Primary	Continental Colony ES

ESTIMATED TIMELINES

Re-Purpose Requires Construction

Timeline for Schools that will be Recommended Re-Purpose that require Construction

	Spring 2026	Fall 2026	Spring 2027	Fall 2027	Spring 2028	Fall 2028	Spring 2029	Fall 2029	Spring 2030	Fall 2030	Spring 2031	Fall 2031	Spring 2032	Fall 2032
EPSLOST Implications														
Community Based Meetings - Programs/Boundaries														
Re-Purpose Planning														
Construction														
Implementation														

Potentially Impacted Schools	
Scott ES	
Usher Collier ES	
West Manor ES	
Humphries ES	
Hutchinson ES	

ESTIMATED TIMELINES

Dual Campus Mergers

Timeline for Schools that will be Recommended Dual Campus Mergers

	Spring 2026	Fall 2026	Spring 2027	Fall 2027	Spring 2028	Fall 2028	Spring 2029	Fall 2029	Spring 2030	Fall 2030	Spring 2031	Fall 2031	Spring 2032	Fall 2032
EPSLOST Implications														
Community Based Meetings - Logistics Planning														
Re-Purpose Planning														
Implementation														

Potentially Impacted Schools	
Douglass 9th	
Jackson Primary	
Sara Smith Primary	
Hollis (6-8 only)	

ESTIMATED TIMELINES

Renovations / New Construction / Capacity Additions

Timeline for Renovations / New Construction / Capacity Additions

	Spring 2026	Fall 2026	Spring 2027	Fall 2027	Spring 2028	Fall 2028	Spring 2029	Fall 2029	Spring 2030	Fall 2030	Spring 2031	Fall 2031	Spring 2032	Fall 2032
EPSLOST Implications														
Community Based Meetings - Programming / Design														
Construction														
Implementation														

EPSLOST fund availability will determine implementation timing

Potentially Impacted Schools	
B.T. Washington HS	New ES @ Cleveland Site
Carver HS	New MS (Mays Cluster)
Jackson HS	
King MS	
Midtown HS	
New ES (Douglass Cluster)	