

SCHOOL NAME

# GO Team Meeting

MTG DATE

### GO Team Members

Name	Officer or Representative Position	Role	Email Address
Kristen Horton		Principal	kristen.vaughn@atlanta.k12.ga.us
Mariyam Drammeh		Parent/Guardian	drammehmariyam@yahoo.com
Farrah Latham		Parent/Guardian	thelathams15@gmail.com
Mbaye Khady		Parent/Guardian	khadykhalipha85@yahoo.com
Marquisha Sanders		Instructional Staff	Marquisha.Sanders@atlanta.k12.ga.us
Tauheedah Uthman		Instructional Staff	tauheedah.uthman@atlanta.k12.ga.us
M'Keyla Reid		Instructional Staff	mkeyla.reid@atlanta.k12.ga.us
Carolyn Strozier		Community Member	strozierdenise@gmail.com
Neeka Benton		Community Member	nebenton@atlantaga.gov
Victoria Sandoval		Swing Seat	victoriasandoval8434@gmail.com

## Meeting Agenda

### Continental Colony Elementary School

Date: **April 17, 2025**

Time: **4:30PM**

Location: **Microsoft Teams**

<https://tinyurl.com/33ckzaxb>

Meeting ID: 292 696 653 624 6

Public Comment Sign-Up

<https://forms.gle/RSRVpAAkNDWo4nRS7>

- I. Call to Order**
- II. Roll Call; Establish Quorum**
- III. Action Items**
  - a. Approval of Agenda
  - b. Approval of Previous Minutes:
- IV. Discussion Items**
  - a. Spring MAPS results
  - b. Needs Assessment
- V. Information Items**
  - a. Principal's Report
    - i. 2024-2025 Family Engagement and/or Partnership Highlights
  - b. March 24, 2025 Cluster Advisory Team Report
  - c. GO Team Elections
- VI. Announcements**
- VII. Public Comment**
- VIII. Adjournment**

## Meeting Minutes

Continental Colony

Date: **March 6, 2025**

Time: 4:30pm

Recording:

**I.** Call to order: 4:41pm

**II.** Roll Call

Role	Name (or Vacant)	Present or Absent
Principal	Kristen Horton	P
Parent/Guardian	Mariyam Drammeh	A
Parent/Guardian	Farrah Latham	P
Parent/Guardian	Mbaye Khady	A
Instructional Staff	Marquisha Sanders	P
Instructional Staff	Tauheedah Uthman	P
Instructional Staff	Mkeyla Reid	P
Community Member	Carolyn Strozier	P
Community Member	Neeka Benton	A
Swing Seat	Victoria Sandoval	P
Guest	Diane Jacobi	P
Guest	Sylvia Pierce	P

Quorum Established: Yes

**III.** Action Items *(add items as needed)*

**A.** Approval of Agenda:

Motion made by: C. Strozier

Seconded by: M. Reid

Members Approving: 5

Members Opposing: 0

Members Abstaining: 0

Motion

**B.** Approval of Previous Minutes List any amendments:

Approval of Agenda:

Motion made by: C. Strozier

Seconded by: M. Sanders

## Meeting Minutes

Members Approving: 5

Members Opposing: 0

Members Abstaining: 0

Motion

**C. Final Budget Recommendation (after presentation)**

Motion made by: C. Strozier

Seconded by: M. Reid

Members Approving:

Members Opposing:

Members Abstaining:

Motion

**IV.** Discussion Items *(add items as needed)*

**A.** Discussion Item 1: Budget Recommendation Presentation

i. **Action Item:** GO Team vote on the Budget (after presentation and discussion)

1. **Budget Updates:** None

**V.** Information Items.

**A.** Principal's Report

i. None

**B.** Cluster Advisory Team (CAT) Report

i. Therrell Cluster Priorities

1. Improve attendance from 89% to 91% by the end of SY2425

2. Enhance Literacy Outcomes within the Therrell Cluster

**C.** APS Goals

**D.** GO Team Declaration extended March 7, 2025

**E.** Uniform Committee Updates

i. Redo permission slips

**VI.** Announcements

**A.** GOTR Monay and Thursday, 2:45 pm – 4:15 pm

**B.** First Semester Awards Day, March 20, 2025, 1:00 PM

**C.** Cheerleader competition, March 22<sup>nd</sup>

**D.** Last original season basketball home game, March 12th

**VII.** Public Comment

**A.** None



## Meeting Minutes

### VIII. Adjournment

Motion made by: M. Sanders

Seconded by: M. Reic

Members Approving: 5

Members Opposing: 0

Members Abstaining: 0

Motion

**ADJOURNED AT: 5:00 PM**

---

**Minutes Taken By:** Carolyn Strozier

**Position:** GO Team Secretary

**Date Approved:**


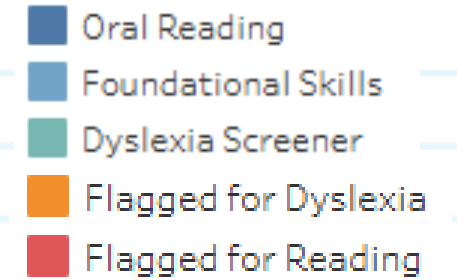
# 2025 Spring MAPS Results

## Data Points to Consider

- Spring Results
- Fall to Spring Comparison
  - Literacy
  - Numeracy



# K-3 MAP FLUENCY



# K-3 MAP FLUENCY



## MAP Fluency Drill Down by Metric:

Use the filter on the left to choose a test type.

\*click a metric below to drill down to student level data.

Data is updated nightly  
during each testing  
window.

### Performance Level

- Exceeds Expectation
- Meets Expectation
- Approaching Expectation
- Below Expectation

Metric	Window	Exams with Metric scores				
Listening Comprehension	Winter 2024-2025	156	26%	25%	41%	8%
Picture Vocabulary	Winter 2024-2025	156	28%	24%	42%	6%
Phonological Awareness	Winter 2024-2025	156	55%		7%	24%
Phonics Word Recognition	Winter 2024-2025	156	43%	21%	19%	17%
Sentence Reading Fluency	Winter 2024-2025	99	47%	47%		

## MAP Fluency Drill Down by Metric:

Use the filter on the left to choose a test type.

\*click a metric below to drill down to student level data.

Data is updated nightly  
during each testing  
window.


### Performance Level

- Exceeds Expectation
- Meets Expectation
- Approaching Expectation
- Below Expectation

Metric	Window	Exams with Metric scores				
Listening Comprehension	Spring 2024-2025	148	20%	25%	45%	10%
Picture Vocabulary	Spring 2024-2025	148	24%	23%	43%	10%
Phonics Word Recognition	Spring 2024-2025	148	53%		18%	15%
Phonological Awareness	Spring 2024-2025	148	50%	25%	10%	15%
Sentence Reading Fluency	Spring 2024-2025	148	51%	45%		



# K-5 MAP GROWTH READING

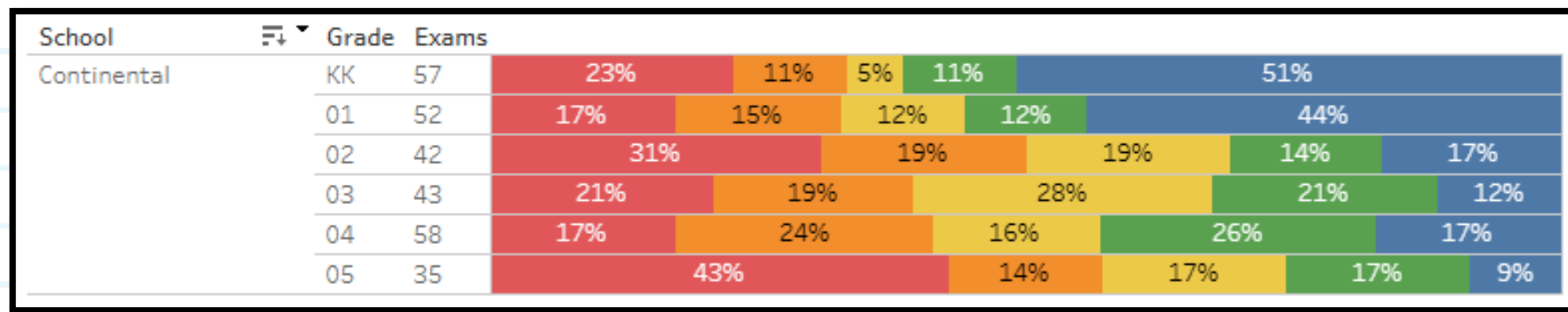



School	Grade	Exams					
Continental	KK	56	30%	11%	16%	18%	25%
	01	52	29%	21%	17%	17%	15%
	02	42	43%	26%	10%	17%	5%
	03	44	30%	25%	23%	11%	11%
	04	58	31%	16%	21%	16%	17%
	05	35	34%	20%	14%	14%	17%


## 2ND-5TH MAP GROWTH READING

School	Window	Exams				
Continental	Fall 2024-2025	210	45%	31%	20%	4%
	Winter 2024-2025	201	46%	31%	17%	6%
	Spring 2024-2025	202	53%	25%	18%	4%

# K-5 MAP GROWTH MATH



## 2ND-5TH MAP GROWTH MATH



# EOY MAP GROWTH

**Goals**  
 Reading 44.56  
 Math 42.23  
 Science 34.88

## FALL MAP GROWTH

Reading 42.58  
 Math 34.52  
 Science 25.64

## WINTER MAP GROWTH

Reading 42.43  
 Math 36.51  
 Science 27.38

## SPRING MAP GROWTH

Reading 36.42  
 Math 34.14  
 Science ?

## 2024 SPRING MAP

Reading 29.30  
 Math 21.84

## 2024 GMAS

Reading 31.93  
 Math 37.35  
 Science 19.44

	Enter # Students Scoring at Each Performance Level						
Spring 2024 (MAP)	BEG (0 pts)	DEV (.5 pts)	PRO (1 pt)	DIST (1.5 pts)	Total Testers	CCRPI CM Weighted Achievement Rate	Weight for Test
ELA GMAS Projection 3-5	93	39	22	3	157	29.30%	42.50%
3rd Grade	31	8	4	2	45	24.44%	
4th Grade	33	16	10	1	60	32.50%	
5th Grade	29	15	8	0	52	29.81%	
Math GMAS Projection 3-5	99	49	10	0	158	21.84%	42.50%
3rd Grade	28	14	3	0	45	22.22%	
4th Grade	34	22	5	0	61	26.23%	
5th Grade	37	13	2	0	52	16.35%	

	Enter # Students Scoring at Each Performance Level						
Spring 2025 (MAP)	BEG (0 pts)	DEV (.5 pts)	PRO (1 pt)	DIST (1.5 pts)	Total Testers	CCRPI CM Weighted Achievement Rate	Weight for Test
ELA GMAS Projection 3-5	81	37	26	7	151	36.42%	42.50%
3rd Grade	24	11	11	1	47	38.30%	
4th Grade	35	15	7	4	61	33.61%	
5th Grade	22	11	8	2	43	38.37%	
Math GMAS Projection 3-5	67	57	21	0	145	34.14%	42.50%
3rd Grade	19	21	5	0	45	34.44%	
4th Grade	22	28	10	0	60	40.00%	
5th Grade	26	8	6	0	40	25.00%	

## Readiness

- MOY MAP **At or Above in Reading (Lexile)**

SY 2024-2025	GMAS 24	MAP F 24	MAP W 24-25	MAP S 25	GMAS 25
Grade Level	Reading on Grade Level or Above	Reading on Grade Level or Above	Reading on Grade Level or Above	Reading on Grade Level or Above	Reading on Grade Level or Above
3	30.00%	28%	36%	43%	
4	44.80%	20%	23%	32%	
5	46.80%	37%	36%	32%	
<b>Total</b>	40.50%	28%	31%	36%	
SY 2023-2024	GMAS 23	MAP F 23	MAP W 23-24	MAP S 24	GMAS 24
Grade Level	Reading on Grade Level or Above	Reading on Grade Level or Above	Reading on Grade Level or Above	Reading on Grade Level or Above	Reading on Grade Level or Above
3	31%	18%	37%	38%	30.00%
4	28%	25%	23%	38%	44.80%
5	48%	16%	30%	24%	46.80%
<b>Total</b>	36%	20%	30%	33%	40.50%

Grade	Targets			
	Below Grade Level	Grade Level	Grade Level Plus	Above Grade Level
3	<520L	520L - 669L	670L-820L	>820L
4	<740L	740L-839L	840L-940L	>940L
5	<830L	830L-919L	920L-1010L	>1010L



# Needs Assessment

## ACTIVITY

### Needs Assessment

During this Needs Assessment, we will look at data from the Spring MAPS administration and identify 2-3 potential needs for the 2025-2026 school year.

This discussion will help school leadership as they prepare for the 2025-2026 school year.



# Needs Assessment: Guiding Questions

- What does this data tell us?
- What good news is there to celebrate?
- Where are growth opportunities?
- What trends do we see in the data?



## ACTIVITY: Strengths & Opportunities

Based on your discussion about the school data, determine point of strength and opportunities for improvement and summarize them below.

Strengths	Opportunities
4 <sup>th</sup> grade cohort growth in reading (24.44% to 33.61% content mastery).	4 <sup>th</sup> grade cohort decline in math (26.23% to 35.00% content mastery).
4 <sup>th</sup> grade cohort growth in math (22.22% to 40.00% content mastery).	Decline in literacy proficiency as a school from Winter to Spring 23% to 21%.
5 <sup>th</sup> grade cohort growth in reading (32.50% to 38.37% content mastery).	Decline in math proficiency as a school from Winter to Spring 19% to 15%.
Kindergarten MAP Growth math quintiles 61% high average to high growth Fall to Spring.	40% of K-3 students flagged for reading challenges based on Spring MAP fluency.
1 <sup>st</sup> grade MAP Growth math quintiles 56% high average to high growth Fall to Spring.	
4 <sup>th</sup> grade MAP Growth math quintiles 43% high average to high growth Fall to Spring.	

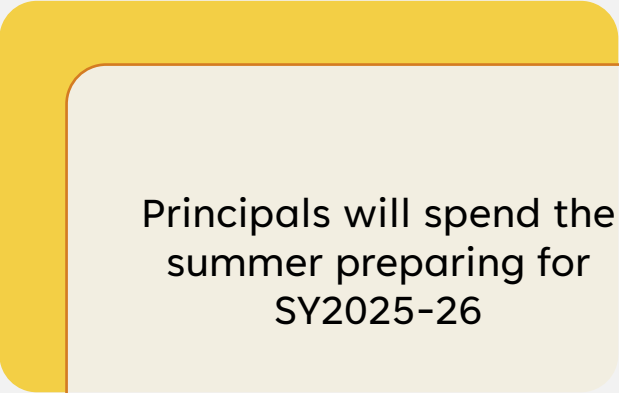
# Needs Assessment:

Based on your responses for strengths and opportunities, what must be true for CCES to Achieve Excellence:

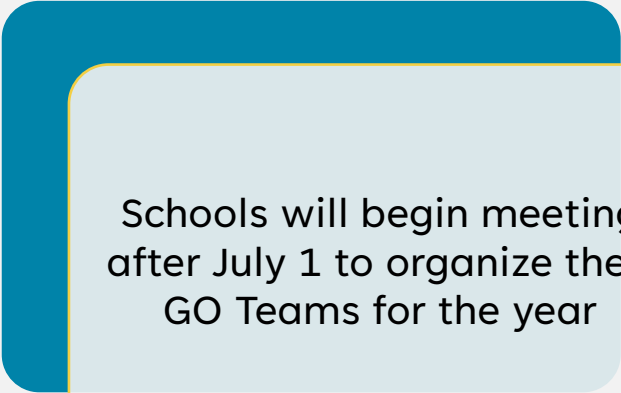


	Need
1	Balance the use of technology with paper/pencil independent practice and assessment.
2	Dive into instructional practices from 4 <sup>th</sup> grade reading and math as well as 5 <sup>th</sup> grade reading to include school-wide based on the growth witnessed on the Spring MAP Growth Assessment.
3	Analyze data to the standard-level to ensure student challenges and enrichment opportunities are considered during daily instruction.
4	Increase parent engagement.

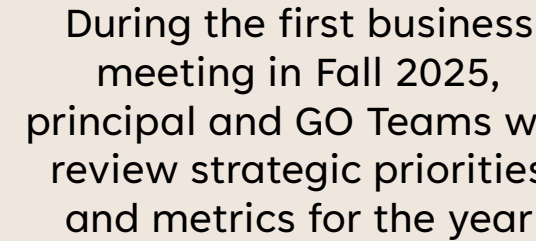
# Next Steps



Principals will spend the summer preparing for SY2025-26



Schools will begin meeting after July 1 to organize their GO Teams for the year



During the first business meeting in Fall 2025, principal and GO Teams will review strategic priorities and metrics for the year

# Information Items



# Principal's Report



# 2024-2025 Family Engagement and/or Partnership Highlights





## Make a Difference! Join CCES PTA

**PARENTS, WE  
NEED YOU!**

Our school needs a strong PTA, and we're looking for dedicated, passionate parents to step up and fill leadership roles!

**FREE Refreshments  
&  
Raffle for Attendees**

**PTA Interest Meeting:**  
Thursday, March 20, 2025  
3:30pm

### Why Join PTA?

- ✓ Make a real impact in your child's education
- ✓ Have a voice in school decisions
- ✓ Plan fun events and activities
- ✓ Build a stronger school community

### Positions Available:

- 🏆 President
- 🏆 Vice President
- 🏆 Secretary
- 🏆 Treasurer
- 🏆 Event & Fundraising Coordinator

Be the change you want to see in our school!  
**Join CCES PTA**  
<https://jointotem.com/ga/atlanta/continental-colony-es-pta>

**QUESTIONS?**  
Contact us at  
(404)802-8000





# Cluster Advisory Team Report

## Therrell Cluster 2024-2025 Priorities High-Level Status Update

Status Date  
March 24, 2025

Cluster Officers: Cassandra Thomas-Chair, Dr. Dante Edwards-Vice-Chair, Joy Antone-Secretary

**Priority 1:** Improve student attendance from 89% to 91% by the end of SY2425 by implementing targeted initiatives that engage students and families, fostering supporting environments that encourages consistent school attendance.

**Action Steps:**

1. Develop and launch a monthly attendance incentive program for students, where those with perfect attendance (100% present for 5 days per week) receive recognition and rewards, such as certificates, school supplies, or special privileges.
2. Review Infinite Campus data by the end of the first semester to assess effectiveness of the incentive program and adjust strategies based on feedback to ensure that attendance rates trend towards the 91% goal by the end of the academic year.

**Priority 2:** To enhance literacy outcomes within the Therrell Cluster, we aim to advance identified students from their current achievement levels to the next level based on MAP Reading data by the end of the academic year, ensuring that each student receives the tailored support necessary for their growth..

**Action Steps:**

1. Implement a targeted intervention program that includes weekly small group reading sessions tailored to the specific needs of identified students, utilizing data-driven instructional strategies to address gaps in their literacy skills.
2. Provide professional development for educators on differentiated instruction strategies by the end of the first semester of SY25, ensuring that all teachers are equipped to support diverse learners effectively and can adapt their teaching methods to meet the varying literacy needs of students.

### Status + Highlights

#### PRIORITY 1 STATUS

NOT STARTED	IN PROGRESS	COMPLETED
	X	

#### PRIORITY 1 HIGHLIGHTS

89.4% ADA for Therrell Cluster - Bunche/CCES/Kimberly are trending approx. a 1% increase.

At Therrell HS, traveling grade level attendance belt; monthly wing celebration for individual students; At Bunche MS, traveling trophy, monthly celebrations for individual students; At CCES, students in the range of 81-91% receive daily parent call thank you, 90s party for families on the last day of school and 1st Friday Ss dress in 90s gear

#### PRIORITY 2 STATUS

NOT STARTED	IN PROGRESS	COMPLETED
	X	

#### PRIORITY 2 HIGHLIGHTS

MAP Quintile for Growth -(Reading-High and High Avg %ile)= Deerwood 45%, Bunche 33%, Fickett 36%, Kimberly 36%, CCES 31%, Therrell 33%

To increase literacy at Bunche, we continued our intervention block this SY, implemented D.E.A.R. and Race to Read and give students incentives, include DEE teachers in planning for SDI strategies


Therrell HS has shifted Study Skill courses to focus on literacy; Will leverage AI in order to provide meaningful feedback in a timely manner.

# Additional Information Items

- **GO Team Elections**
  - Find candidates at [apsstrongschools.com](https://apsstrongschools.com)
  - Vote **APRIL 16-25**
  - Households are sent a unique link based upon information in Infinite Campus
  - School Staff will be sent a link to their APS email address

# Announcements

- **GO Team Members**
  - **Complete your end of year surveys (AVAILABLE NOW!** Check your email for the link)
    - Principal Feedback Survey
    - GO Team Satisfaction Survey
  - **Complete your required trainings ASAP**
    - Contact the GO Team Office with any questions





Thank  
You

for yet another  
great year!

